

RECON BY FIRE

Issue 4

Fall 2006

GERMANY'S CAPTURED VEHICLES

Featuring Russian Vehicles in German Service.



Includes

- 176 Vehicle Counters with Vehicle Notes
- 14 Scenarios
- DASL Map BF1
- DASL Rubble Overlays
- APC Player Aid v2

HOB

For use with Tactical Wargaming systems.
If used for Hasbro products be advised that
this is NOT a Hasbro or affiliate product and
there is no claim as such.



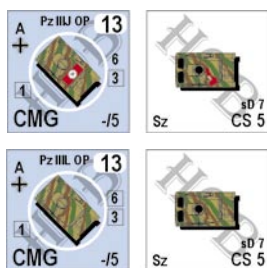
Visit us at: <http://www.hoatofbattle.com>



HOB GERMAN VEHICLE LISTING

#	Name	WGT	Type	BPV	RF	Dates	Size	AF	TA	CS	MP	GP	GT	MA	ROF	B#	IF	BMG	CMG	AAMG	SA	Am	s#/PP/T#	Notes
2†	PzIII OP	19.5	MTv	36	1.4	3/43-45	0	6/3	+SR	5	13		T	CMG	1				5				sD7	HOB G1, gS, H1.46
2†	PzIII OP	20	MTv	37	1.5	6/43-45	0	6/3	+FSR	5	13		T	CMG	1				5				sD7	HOB G1, gS, H1.46
6	Pz 737(r)	9.5	LT	28	1.4*	7/41-44	0	1/1	+2	3	12*		RST	45L	1	B11*								HOB G2, A, B, C, D, F
6	Pz 740a(r)	10.5	LT	30	1.5*	7/41-44	0	3/1	+SR	4	11*		RST	45L	1	B11*			4					HOB G2, A, B, C, D, F
4	Pz 739(r)	9.5	LTv	47	1.6	7/41-44	0	3/2	+SR	3	12*		RST	TF24		X11			4/r2					HOB G3, A, B, C, F
6	Pz 732a(r)	11.5	LT	33	1.4*	7/41-44	0	2/1	-F	3	22*	L	RST	45L	1	B11*			4					HOB G4, A, B, C, D, F
6	Pz 742b(r)	14	LT	34	1.5*	7/41-44	0	2/1	-F +SR	3	23*		RST	45L	1	B11*			4					HOB G4, A, B, C, D, F
2	Pz 742c(r)	14.5	LT	37	1.6	7/41-42	0	2/1	-F	3	21*		RST	76*		B11*		2	2/r2		s7, AP5			HOB G5, A, B, C, D, F
2	Pz 743a(r)	6	Tt	28	1.6	9/41-42	+1	3/2	-FSR	2	15	L	IMT	20LL	1(4)	B11*			2					HOB G6, A, B, C, D
2	Pz 743b(r)	6.5	Tt	31	1.6	8/42-44	+1	6/3	-FSR	2	15	L	IMT	20LL	1(4)	B11*			2					HOB G6, A, B, C, D
6	Pz 743c(r)	9	Tt	32	1.6	5/42-44	+1	6/4		2	14	L	IMT	45L		B11*			2		A3(42), 3(43+)			HOB G7, A, B, C, D
6	Pz 747a(r)	26.5	MT	51	1.6	41-42	0	11/6	-F	5	17*	L	RST	76		B11*		2	4					HOB G8, A, B, C, D, F
7	Pz 747b(r)	28.5	MT	55	1.5*	41-45	0	11/6	-F	5	17*	L	RST	76L		B11*		2	4					HOB G9, A, B, C, D, F, H
7	Pz 747(L)b(r)	28.5	MT	55	1.6	5/42-45	0	11/6	-F	5	17	L	RST	76L		B11*		2	4					HOB G10, A, B, C, E, F, K, gS
7	Pz 747c(r)	31	MT	59	1.5	43-45	0	11/6		5	16		RST	76L	1	B11*		2	4					HOB G11, A, B, C, D, H
7	Pz 747(L)c(r)	31	MT	59	1.5*	4/43-45	0	11/6		5	16		RST	76L	1	B11*		2	4					HOB G12, A, B, C, E, G, gS
4	Pz 747d(r)	32	MT	58	1.6	2/42-45	0	16/6	-F +SR	5	15		RST	76L		B11*		2	4					HOB G13, A, B, C, D, F, H
4	Pz 747e(r)	29.5	MTv	62	1.6*	5/42-44	0	11/6	-F	4	17*		RST	76L		X10	*	4			BF32			HOB G14, A, B, C, D, F, H
4	Pz KV-8(F1)(r)	45	HTv	79	1.6*	5/42-43	-1	11/8	+SR	6	11*		ST	45L		X10	*	2	-r2		TF32			HOB G15, A, B, C, D, F
4	Pz 747f(r)	32	MT	76	1.6	7/44-45	0	11/6	+SR	6	16		T	85L	1	B11*		2	4			A4		HOB G16, A, B, C, D, I
6	Pz 753a(r)	43	HT	51	1.6	41-42	-1	8/8	+F	6	12*	L	RST	76		B11*		2	4/r2					HOB G16, A, B, C, D, F
6	Pz 753b(r)	45	HT	52	1.6	41-42	-1	11/8	+SR	6	11*		RST	76		B11*		2	4/r2					HOB G16, A, B, C, D, F
6	Pz 755a(r)	45	HT	55	1.6	41-45	-1	11/8	+SR	6	11*		RST	76L		B11*		2	4/r2			A3(42+)		HOB G17, A, B, C, D, F, H
6	Pz 755b(r)	47	HT	56	1.6	43-45	-1	11/11	+F	6	10*		RST	76L		B11*		2	4/r2			A3		HOB G18, A, B, C, D, F, H
4	Pz 754(r)	52	HT	60	1.6	41-45	-2	8/8	+F	7	9*		NT‡	152*		B11*	*	2	4/r2			AP7		HOB G19, A, B, C, D, F
5	Pz 755c(r)	45	HT	71	1.6	9/42-43	-1	11/8	+SR	6	11		RST	75L		B12*		2	4/r2			A5(42), 4(43), 3(44)		HOB G20, A, B, C, E, F, J, M
5	Pz 755d(r)	47	HT	72	1.6	9/42-43	-1	11/11	+F	6	10		RST	75L		B12*		2	4/r2			A5(42), 4(43), 3(44)		HOB G20, A, B, C, E, F, J, M
3	Pz 755e(r)	42.5	HT	61	1.6	43-45	0	8/6	+SR	6	14	L	T	76L	1	B11*		2	4/r2			A3		HOB G21, A, B, C, D, H
4	Pz JS-II(r)	45	HT	83	1.6	8/44-45	0	14/11	+F	6	13		ST	122L		B11*	*	1	4/r2					HOB G22, A, B, C, D, rB
6	Pz 740b(r)	10.5	TD	34	1.6	6/43-6/44	0	3/1/T	-FSR	3	12*		NT	75	1	B11						s6		HOB G23, B, C, E, F, L
6	JgdPz SU-76(r)	10.5	AG	46	1.6	5/43-45	+1	4/1	-F	4	16	L	NT	76L	2	B11						A4		HOB G24, B, C, D, H
6	JgdPz SU-85(r)	29	TD	54	1.6	44-45	0	11/6		5	16		NT	85L	1	B11						A4, s5, HE5		HOB G25, B, C, D, I
3	FlaKPz 747-88(r)	29	TD	78	1.6	4/45	0	11/6/T	-FSR	3	16		NT	88L		B12								HOB G26, C, E, M
2	JgdPz SU-100(r)	31.5	TD	59	1.6	45	0	11/6		5	15		NT	100L		B11						HE5		HOB G27, B, C, D
6	StuG-122(r)	31	AG	59	1.5	4/43-45	0	11/6	-F	5	16	L	NT	122		B11	*					s6, H7		HOB G28, B, C, D
4	StuG-152(r)	45.5	AG	61	1.6	9/43-45	-1	6/6	+FSR	6	13		NT	152		B10	*							HOB G29, B, C, D
3	FlaKPz 747g(r)	28	SPAA	69	1.6	7/44-45	-1	11/6	-FSR	5	16		T	20L	3(20)			2						HOB G30, C, E
4	PSW BA-202a(r)	3	AC	20	1.5	7/41-45	+1	0/0		3	21	H	IMT	CMG	1	B11			4					HOB G31, B, C, D
4	PSW BA-202b(r)	2.5	AC	25	1.5	2/43-45	+1	1/1	-SR	4	30		IMT	CMG	1	B11			4					HOB G31, B, C, D, RU AFV 40
4	PSW BA-203(r)	5	AC	31	1.5	7/41-45	0	1/0	+FSR	4	19		RST	45L	1	B11*		2	4					HOB G32, A, B, C, D
6	LKW ZIS-5(r)	6	tr	17	1.4	7/41-45	0	*		7	21	H										29PP/T4		HOB G33

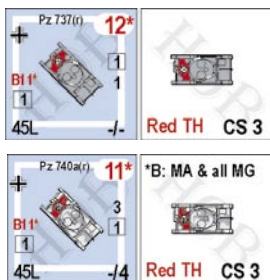
† Counters were issued in HOB's "Onslaught to Orsha" (HOB 017) 2002.



HOB G1 - Pz III OP & Pz III L OP: The development of fully tracked artillery batteries brought the need for tracked observation vehicles. Each fully tracked artillery battery was to have two armored observation vehicles. Plans were made to develop a specialized panzer for observation purposes, but it never materialized. The interim solution was to initially use the older and ineffective Pz III E-Hs. They were fitted with

additional armor to increase the amount of protection. The gun mantlet was removed and replaced by a thicker one. The MA was removed, and a dummy gun placed where the CMG used to be. A machinegun was mounted in the center of the mantlet where the gun used to be. The BMG was removed and the hole plugged. Each observation tank was also fitted with two radios; a FuG8 for division headquarters with a range of approximately 40 kilometers and a FuG4 for the artillery unit with a range of approximately 4 kilometers. Eventually later model Pz IIIs also began to be converted in the same manner. Conversion began in February 1943 and by April 1944 262 Pz III observation tanks had been designed. The official German nomenclature for these vehicles was "Beobachtungspanzer auf PzKfw III".

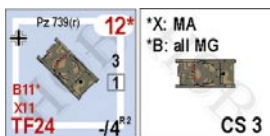
These counters were issued in HOB's "Onslaught to Orsha" (HOB 017) 2002.



HOB G2 - Pz 737(r) & Pz 740a(r): The Germans developed a plan prior to the war to centralize captured tanks, including the T-26, for the formation of captured tank units. Because over 12,000 T-26's of all types were produced between 1931 and 1941, they formed a substantial portion of captured Russian tanks in use by the German in the period 1941-42 and were commonly used by armored and infantry formations alike.

They could also be found in SS Police/Security units. The T-26 series suffered from severe mechanical problems, made even more acute by the lack of spare parts available to fix breakdowns. Even so, they were often fitted with radios and pressed into service. Most of these were more than likely destroyed or lost to mechanical failure by the end of 1942, although some stayed in service with police units. 'Immobilized' vehicles and turrets were also used as part of defensive fortifications or used at security installations through 1944. The T-26A is designated Pz 737 and the T-26B is designated Pz 740a.

*RF 1.6 starting in January 1943

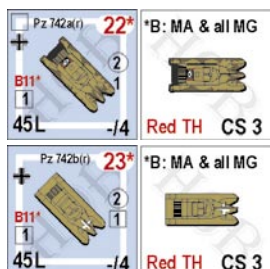


HOB G3 - Pz 739(r): This represents the Russian OT-133 and is designated Pz 739. The OT-133 suffered from severe mechanical problems, made even more acute by the lack of spare parts to fix breakdowns. One known use of this

tank was with the 1st Panzer Division. It was apparently also used in the Leningrad area.

The X# applies only to the FT.

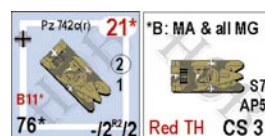
+Only available on the East Front



HOB G4 - Pz 742a(r) & Pz 742b(r): The Germans developed a plan prior to the war to centralize captured tanks, including the BT series, for the formation of captured tank units. However, most frontline German units either put working tanks back into action with German markings, or stripped off parts. Over 5,000 of the BT-5 series and 2,000 of the BT-7 series had been built prior to

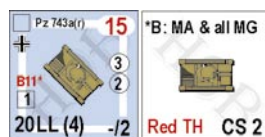
Operation Barbarossa. Many of these were used by the Germans in armored and infantry formations alike, as well as SS Police/Security units. The BT series suffered from severe mechanical problems, made even more acute by the lack of spare parts available to fix breakdowns. Most of these were more than likely destroyed or lost to mechanical failure by the end of 1942, although some stayed in service with police units. 'Immobilized' BTs or turrets were also used as part of defensive fortifications or used as static security vehicles through 1944. The BT-5 is designated Pz 742a and the BT-7 is designated Pz 742b.

*RF 1.6 starting January 1943



HOB G5 - Pz 742c(r): This vehicle represents the BT-7A Artillery Support Tank armed with the low velocity 76mm KT-28 gun. Only about 155 BT-7A's were produced before Operation Barbarossa. Con-

sequently, captured vehicles of this type saw limited use by the Germans and most were likely unserviceable by the end of 1942. It is designated Pz 742c.

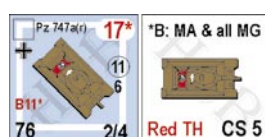


HOB G6 - Pz 743a(r) & Pz 743b(r): This represents the T-60 M40/42 used by the Germans. The Germans initially put some of these to use as reconnaissance tanks. However, they generally did not like to employ AFVs with such light guns in combat roles, but some were used in SS Police/Security units. Most were converted to artillery tractors and ammunition carriers. The M40 is designated Pz 743a and the M42 as Pz 743b.



HOB G7 - Pz 743c(r): The Germans utilized the T-70 more than the T-60 because of its 45mm gun. They were primarily used by infantry divisions as tank support, and were on the battlefield as late as 1944. Use by

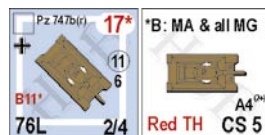
the 82nd and 98th Infantry Divisions has been documented. The former actually had set up a field workshop where they prepared the captured tanks for use and made repairs. Some were used in SS Police/Security units. Even though the T-70 was more versatile than the T-60, many were still converted to the role of towing guns and carrying ammunition. It is designated Pz 743c.



HOB G8 - Pz 747a(r): The Germans were initially surprised by the superiority of the T-34 tank. There was no plan to centrally locate and create captured tank units using T-34s. Those that were captured were

quickly painted with German crosses, equipped with radios, and put in the front line. Initially the 1st, 8th, and 11th Panzer Divisions put these to use in the summer of 1941. Numerous Infantry divisions also put captured T-34's to use and fought them as individual tanks. This vehicle represents the T-34/M40 armed with the medium velocity 76mm L-11 gun and is designated as Pz 747a.

+Only available on the East Front



HOB G9 - Pz 747b(r): The Germans were initially surprised by the superiority of the T-34 tank. There was no plan to centrally locate and create captured tank units with



T34s. Those that were captured were quickly painted with German crosses, equipped with radios, and put in the front line. Initially the 1st, 8th, and 11th Panzer Divisions put these to use in the summer of 1941. Infantry divisions also put these to use and fought them as individual tanks. Divisions confirmed to have used this tank were 2nd Panzer Division, 9th Panzer Division, 10th Panzer Division, 20th Panzer Division, 23rd Panzer Division, 18th Panzergrenadier Division, 3rd SS Division, and 98th Infantry Division. The 6th Panzer Division employed between 1 and 6 T34s of various types during Operation Citadel. The Kaminski Brigade used as many as 24 in the fall of 1943 against Soviet Partisans in Belarus. There was likely just as much undocumented use with many other German units. This vehicle represents the T-34/M41 armed with the high velocity 76mm F-34 gun and is designated as Pz 747b.

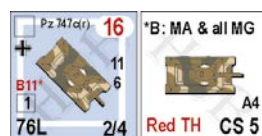
*RF 1.6 starting in 1944



HOB G10 - Pz 747(L)b(r). In late 1941 the Germans began to send captured T-34s back to production facilities/workshops in rear areas. There they were equipped with commander's cupolas, repainted,

and fitted with German weapon sights and radios. They became available around May 1942. The vehicle is designated as Pz 747(L)b, the "L" to differentiate from a M41 pressed into service and not overhauled at a facility. Initially these vehicles used Russian ammunition until the Germans produced an AP round for the F-34 gun. Confirmed units that used this M41 version were the 1st Ski Division, 2nd SS Division, 3rd SS Division, and 98th Infantry Division. It is also likely that the 10th Panzer and 20th Panzer Division used these as well, along with other undocumented units.

+Only available on the East Front.



HOB G11 - Pz 747c(r). This vehicle represents the M43 versions that were painted with German crosses and immediately put into the front line. There was much widespread, undocumented use of this tank.

Units with confirmed use of this tank were the 2nd Panzer Division, 18th Panzergrenadier Division, Panzer Division Grossdeutschland, 20th Panzer Division, 23rd Panzer Division, and Panzerjaeger Battalion 128. SS Police Company 5 was equipped with T34s in Italy. Both the Grossdeutschland and 23rd Panzer Division were still using T34s in 1945. It is designated as the Pz 747c.



HOB G12 - Pz 747(L)c(r). The Germans captured over 50 T-34s of various models in March 1943. A captured factory in Karkov was used to rebuild these with several modifications. A commander's

cupola was added, and they were repainted and remarked. They were also refitted with German weapon sites, radios, and Scheurzen. This M43 version is designated "L" (late) to distinguish it from those in action not upgraded in the factory. Additionally, an armor piercing round was also produced greatly enhancing the gun's capabilities. The 2nd SS Division "Das Reich" had 25 of the "production" tanks for Operation Citadel. The 3rd SS Division also used these, but not until after Operation Citadel.

*RF 1.4 4-9/1943

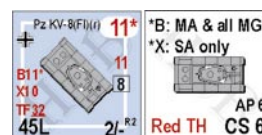
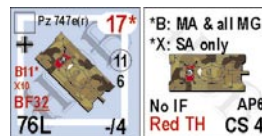
+Only available on the East Front



HOB G13 - Pz 747d(r). The T-43 never officially went into production by the Russians; however, Russian vehicle note 17 portrays this as an uparmored T-34 and represents this. It is possible that two of these were captured and put

to use by the 502nd Schwere Panzer Abteilung on the Leningrad Front in November 1943. It is designated Pz 747d.

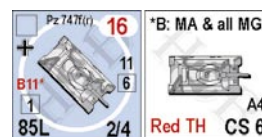
+Only available on the East Front



designated as Pz 747e.

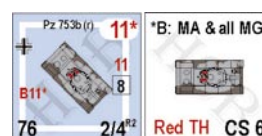
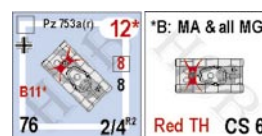
+Only available on the East Front

*RF 1.4 9-11/1942



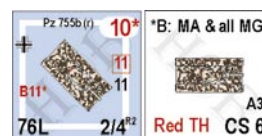
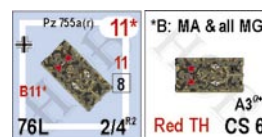
HOB G15 - Pz 747f(r). This vehicle was not put into production until the Germans were mostly on the defensive. Therefore, only a small number of these were captured and pressed into service. One known use is by the Hermann Goering Parachute Panzer Division in April-May 1945. Other units with confirmed use include 252nd Infantry Division, 3rd SS Panzer Division, 5th SS Panzer Division, 7th Panzer Division, and z.b.v. Jaguar. There was likely a respectable number of these employed by the 4th SS Panzer Corps in late winter/spring 1945. It is designated as Pz 747f.

+Only available on the East Front



HOB G16 - Pz 753a(r) & Pz 753b(r). The Germans were initially surprised by the superiority of the KV tank. There was no plan to centrally locate and create captured tank units using KVs. Units that captured these tanks initially fitted them with radios and painted German markings on them, and put them in the line to help counter the Russian tank superiority. Panzer Regiment 1 of the 1st Panzer Division, which possessed an entire KV tank company, is one of many units that used this tank in combat. The 753 designation refers to the KV models with the shorter L-11 76mm gun. The KV-1/M39 is designated Pz 753a and the KV-1E as Pz 753b.

+Only available on the East Front



HOB G17 - Pz 755a(r) & Pz 755b(r). The Germans were initially surprised by the superiority of the KV tank. There was no plan to centrally locate and create captured tank units with KVs. Units that captured these tanks initially fitted them with radios and painted German markings on them, and put them in the line to help counter the Russian tank superiority. Panzer Regiment 1 of the 1st Panzer Division, which had an entire KV tank

company, Panzer Regiment 204 of the 22nd Panzer Division, and 8th Panzer Division are three of many units that used this tank in



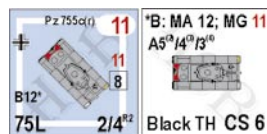
combat. The 755 designation refers to the KV models with the longer 76mm gun. The M41 is designated as 755a and the M42 as 755b.

+Only available on the East Front



HOB G18 - Pz 754(r): The Germans captured several KV-2s and put them to use in combat, although in very small numbers because of the difficulty in recovering and towing this vehicle. Some were assigned to Special Unit

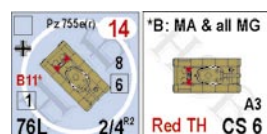
z.b.v. 66 for the planned assault on Malta. These vehicles were sent to Army Group level Russian tank companies on the east front, but little is known about their fate. At least one example fought on in 1945, this vehicle being destroyed at the Krupp Factory in Essen. +Despite being designated NT, the Pz 754 may change its TCA, but must pay NT traverse DRM.



HOB G20 - Pz 755c(r) & Pz 755d(r): The Germans captured many KV tanks with their victories early in the war, and they were pressed into service. Some were even converted to fit the German 75mm L48 gun. The 22nd Panzer Division converted several to the German gun in the fall of 1942. The division was disbanded on 6 April 43, and its equipment was assigned to the 11th Panzer Regiment of the 6th Panzer Division.

The remaining models of this tank probably fought with the 6th Panzer Division through the summer of 1943. It is also possible that some of these saw action in the 1st Panzer Division. These models are designated 755c and 755d.

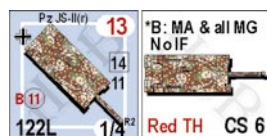
+Only available on the East Front



HOB G21 - Pz 755e(r): As with the other KV models, the Germans put this to use as well. However, its rarity along with the fact the Germans did not capture many tanks after 1943 made its appearance with German markings very

rare. It is designated the Pz 755e.

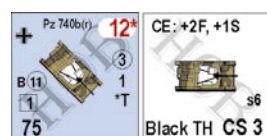
+Only available on the East Front



HOB G22 - Pz JS-II(r): Very few JS-II's were captured, due to their late appearance and the fact the Germans were mostly on the defensive and retreating at this stage of the war. Several were unofficially put into action by the Germans.

The Hermann Göring Parachute Panzer Division captured four JS-II's in mid April 1945 and they fought until the end of the war in its Panzer Regiment. It is also possible that the 4th SS Panzer Corps used several late in the war.

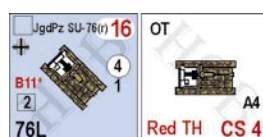
+Only available on the East Front



HOB G23 - Pz 740b(r): This vehicle is T26 with the turret removed and fitted with a French 75mm cannon, making it a respectable tank destroyer/assault gun. Apparently only 12 of these were converted, and equipped Company 1, Pan-

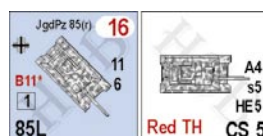
zerjaeger Battalion 165, Infantry Division 65. The division formed in July 1942, and was sent to Italy in the summer of 1943. It was heavily engaged during 1944 in the Anzio-Nettuno area and was nearly destroyed. All of these vehicles were probably destroyed or lost to mechanical failure at this time. It is designated the Pz 740b.

+Only available in Italy



HOB G24 - JgdPz 76(r): The Germans unofficially put the various Russian TDs/AGs to use as they were captured. These were unofficially used to augment tank destroyer and assault gun units. There are numerous German Infantry Divisions that had a self-propelled antitank company, but never received any deliveries of German versions, making it likely they were using captured vehicles.

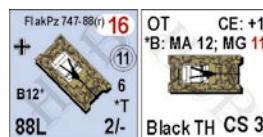
There is some arguable evidence that at least one SU-76 participated in the Ardennes with the 3rd Panzergrenadier Division. The 5th SS Division also used a number of SU-76s. It is designated as JgPz 76.



HOB G25 - JgdPz 85(r): The Germans unofficially put the various Russian TDs/AGs to use as they were captured. This vehicle was used to augment tank destroyer units, and was probably also the

backbone vehicle for 1650th Panzerjaeger Battalion, Infantry Division 650, as well as other units of the Russian Liberation Army formed in 1945. There are numerous German Infantry Divisions that had a self-propelled antitank company, but never received any deliveries of German versions, making it likely they were using captured vehicles. The 3rd SS Panzer Division and the Panzer Division Hermann Goering used the SU-85 in 1945. SU-85s formed part of the 23rd Panzer Division's self-propelled antitank company. It is designated as JgPz 85.

+Only available on the East Front




HOB G26 - Pz 747-88(r): No photographic evidence of this vehicle exists, only an account of a German soldier discussing its use. Several plans were drawn up on how to mount the "88" on the chassis of

a T-34 and are on record. In a desperate situation several of these were constructed and sent to Kampfgruppe Kienast in East Saxony in late April 1945 where they were used as mobile antitank guns. It is designated Pz 747-88.

+Only available on the East Front

*Double circle on AF indicates a two level drop between hull and turret armor.

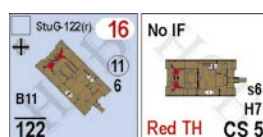
† The crew receives only a +1 CE DRM, 0 if attacked through the unarmored facing.



HOB G27 - JgdPz 100(r): The Germans unofficially put the various Russian TDs/AGs to use as they were captured. Because of the later arrival of the SU-100 and the fact the Germans were generally on the

defensive, German use of this vehicle is very rare. It is likely that the 4th SS Panzer Korps captured and put some of these to use in the late winter/spring 1945. It is designated JgPz 100.

+Only available on the East Front

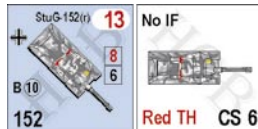


HOB G28 - StuG-122(r): The Germans unofficially put the various Russian TDs/AGs to use as they were captured. This vehicle was well liked by German forces for the gun support it could provide to infantry.

The SU-122 was probably one of the most numerous Russian AGs captured and used by the Germans. There are numerous German Infantry Divisions that had a self-propelled antitank company, but never received any deliveries of German versions, making it likely they were using captured vehicles. The SU-122 also augmented the strength of some assault gun units.



It is designated as the StuG-122.



HOB G29 - StuG-152(r). The Germans unofficially put the various Russian TDs/AGs to use as they were captured. This vehicle was preferred for the self-propelled artillery role most likely due to the


large gun caliber, even though the SU-152 had a very credible antitank capability as well. The SU-152 could be found in several fortress artillery battalions and served on both the Eastern and Western Fronts. It is designated as the StuG-152.



HOB G30 - FlaKpz 747g(r). Schwere Panzerjaeger Abteilung 653 captured numerous Russian vehicles, including T-34s and some KVs. Most of these were converted to ammunition carriers. During a

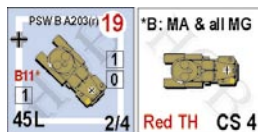
rest period between May and July 1944, the battalion's maintenance personnel conducted experiments with a variety of equipment, one being an attempt to create a flakpanzer from a captured tank. They used armor plating from a destroyed half-track to create a turret for a quad 20mm flak gun which was fitted onto a T-34. They converted three vehicles, designated FlakPz 747g, and formed a self-propelled flak platoon. The vehicle proved very successful in combat.

†Double circle on AF indicates a two level drop between hull and turret armor.



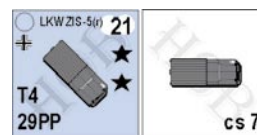
HOB G31 - PSW BA-202a(r) & PSW BA-202b(r). The Germans designated both the BA-20 and BA-64B as the PSW BA 202 (r), as both had a machinegun as the main armament. The Germans captured many armored cars in 1941-42. Most of these were put directly

into service in armored and infantry formations. Their common use was in small groups as reconnaissance, command, and tractors for light guns. Entire platoons were sometimes formed with captured Russian armored cars. The BA-20 and BA-64B are considered "light" armored cars. Four BA-20s were in the 102nd Armored Reconnaissance Platoon of the 102nd Infantry Division in 1941. Another known use is with the 444th Security Division in Russia in October 1941. There was much undocumented use of these vehicles. The BA-20 is designated PSW BA-202a and the BA-64b as PSW BA-202b.



HOB G32 - PSW BA-203(r). This is the BA-6/10/32 in German service designated the PSW BA-203(r). The Germans captured many armored cars in 1941-42. Most of these were put directly into service

in armored and infantry formations. Their common use was in small groups as reconnaissance, command, and tractors for light guns. Entire platoons were sometimes formed with captured Russian armored cars. The BA-6 is a "heavy" armored car fitted with a T-26 turret, and in 1941 four were in the 102nd Armored Reconnaissance Platoon of the 102nd Infantry Division. They also equipped the 97th Jaeger Division, 2nd SS Division, and 14th Panzer Division.



HOB G33 - LKW ZIS-5(r). The ZIS-5 truck was built in the Soviet Union under a license from Ford. This was the same license used to build trucks in Germany and France. Therefore, the Germans were generally familiar with this truck

and had compatible spare parts as well. This was a valued asset for the German army that needed as much mobility as possible.

MULTI-APPLICABLE VEHICLE NOTES:

A. The MA and all MGs have a B11 as indicated on the counter by a red B11.

B. Although a captured piece of equipment, the captured use penalties of A21.11-.12 do not apply. They also do not apply if recaptured during a scenario by the Soviets.

C. The (r) indicates Russian for ESB and Scrounging purposes.

D. This vehicle uses the Red TH # Table.

E. This vehicle uses the Black TH # Table.

F. Use Russian Vehicle Note M, with the exception that a Delay occurs on a DR of 10 or 11.

G. This AFV uses the German 76L TK# and APCR.

H. This AFV uses Russian 76L TK# and APCR.

I. This AFV uses Russian 85L APCR.

J. This AFV uses German 75L AP and APCR To Kill Numbers.

K. This AFV uses Russian 76L TK and APCR #s in scenarios set 5/42 through 2/43, and German 76L TK and APCR#s in scenarios set after 2/43.

L. The crew receives a CE DRM of +2 through the front and +1 through the side.

M. This vehicles MA has a B12 while all of its MGs have a B11.

CAPTURED / RARE VEHICLE / ORDNANCE NOTES

GERMAN USE OF RUSSIAN VEHICLES

The Germans captured a substantial number of Russian tanks, especially during the successes of 1941. Officially there were never more than 300 in action, but under local conditions thousands saw combat on the German side. Most frontline German troops either put working tanks back into action with German markings, or cannibalized them to keep their own tanks running. These tanks, mostly T-26's, BT-5's and BT-7's were very commonly used by the Germans in 1941-42 within both armored and infantry formations. Some captured AFVs were used to form entire units, including tank, tank destroyer, reconnaissance, and others. In late 1941 the Germans established field "factories" that overhauled T34's, and these became available in May 1942. The Germans even produced an armor piercing round for the Russian 76mm gun. Other vehicles were modified. Some KV tanks were equipped with the German 75mm KwK 40 L/48 gun. Some T-34s were modified as anti-aircraft platforms, and T-26s were converted to mount the French 75 mm gun. Many other vehicles were converted to a variety of roles such as ammunition carriers, command vehicles, and gun tractors. The Germans used Russian tanks throughout the entire war, right up until the end, to bolster their outnumbered arsenal. NOTE:



Some vehicle designations have been slightly modified from the official German designations stemming from several factors. The Germans had specific designations for Russian vehicles that do not exist in the Chapter H; for example, the T-26 M31/33 is the same vehicle in the game system while the Germans had separate designations for each. We created designations to differentiate the T-34s that were factory rebuilt. Another contributing factor is the limitation of what can actually fit on a counter.



THEY REALLY KNOW HOW TO DIE




RBF-39

Recon By Fire

Design: Scott Holst

Battlefield Orientation:



Tactical Objective: The Germans win at game end by Controlling ≥ 15 buildings west of the river.

SCENARIO VARIABLES

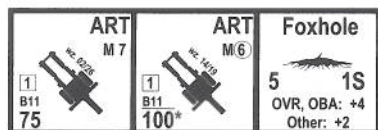
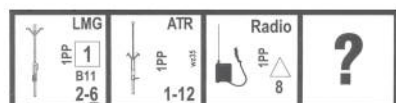
EC/Wind	Moderate with no Wind at start.
Marsh	Is Brush (B12.1) and considered Inherent Terrain (B.6).
Water	The River is Deep (B20.43) with a Heavy Current (B21.121) flowing south.

Historical Rules:

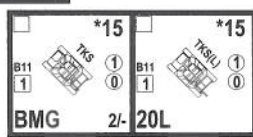
1. The Poles set up as if the Germans are entering from offboard.
2. The Poles may use HIP for \leq one squad equivalent and any SW/SMC set up with it.
3. The Poles receive one module of 70+mm OBA with Plentiful Ammunition. The first card draw is automatically black, remove one from the draw pile. The Observer may set up HIP.
4. The Germans are not Elite for Special Ammunition (C8.2).
5. Crews may not voluntarily abandon a vehicle (D5.41).

POLES Set Up First [ELR: 3] [SAN: 4] [170]

Elements of Polish 10th Infantry Division: Set up on/north of hexrow H west of the river (See HSR 1).



Elements of "Wielkopolska" Armored Cavalry Brigade: Enter Turn 2 on the north edge west of the river.



TURN



Balance:

Poles: Change the Tactical Objective to ≥ 17 buildings.

Germans: Change the Tactical Objective to ≥ 13 buildings.

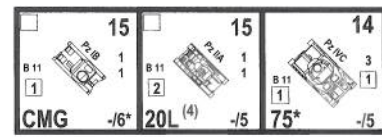
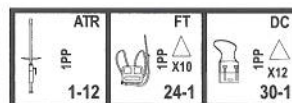
Historical Perspective: Brochów-Solchaczew, Poland,

14 September, 1939: The battle of the Bzura had been raging for almost a week, and intensified by stubborn Polish counterattacks. By 14 September the counterattacks had been stopped, and the German 3rd Army was finally able to start clearing the towns along the banks of the Bzura River. The Poles were not accepting defeat and launched local counterattacks into the oncoming German forces. A counterattack by the 10th Polish Division was very successful and resulted in the capture of two small hamlets along the river. Their advance was checked, and they dug in for the inevitable German response.

The Germans had total mastery of the battlefield and launched a violent attack into the flank of the defending Poles. The 4th Panzer Division and the 1st Adolf Hitler SS-Leibstandarte Regiment were ordered to retake the small hamlets of Brochów-Solchaczew. The Poles fought desperately to hold back the Germans and even committed the "Wielkopolska" Armored Cavalry Brigade into the battle. Small caliber artillery hit the Germans as they smashed their way into the Polish defenses, even encountering 75mm artillery pieces firing over open sights. But it was a moot point as the German armor just crushed the obsolete Polish armor and disorganized Polish infantry with impunity. When the battle was all but over, Kurt Meyer commented "The Poles attack with enormous tenacity, proving over and over again that they really know how to die."

GERMANS Move First [ELR: 4] [SAN: 3] [225]

Elements of 4th Panzer Division and 1st SS LAH Regiment: Set up on/south of hexrow D west of the river.



KING'S GAMBIT

RBF-40

*Recon By Fire*Design: *Magnus Hindsberger
and Steven Swann*

Battlefield Orientation:



Use hexrows A-Z.



Tactical Objective: The Germans win if they have more Good Order squad equivalents IN/adjacent to the palace (building J3) than the Danes at game end.

SCENARIO VARIABLES

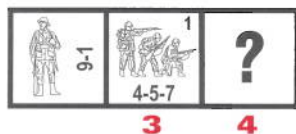
EC/Wind	Moderate with no Wind at start.
No Quarter	May not be invoked by either side (A20.3).

Historical Rules:

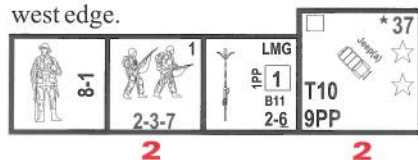
1. The Danes may use HIP for \leq one squad equivalent and any SW/SMC set up with it.
2. German units may neither Deploy nor enter any building location until after any German unit has been fired upon.

DANES Set Up & Move First [ELR: 2] [SAN: 0] [NA]


Elements of Den Kongelige Livgarde, Zealand Division:
Set up anywhere IN/adjacent to the King's Palace (*Building J3*).



Enter Turn 1 as Passengers on/between hexrows I and S on the west edge.



Enter Turn 2 as passengers on/between hexrows I and S on the west edge.



TURN



Balance:

Danes: German MMG can only be fired by the 2-2-8 Crew.

Germans: Danish Turn 1 reinforcements arrive on Turn 2.

Historical Perspective: Copenhagen, Denmark, 9

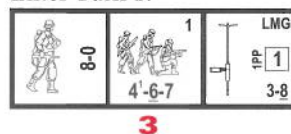
April, 1940: At 0420 the German ship 'Hansestadt Danzig' landed at Copenhagen harbor and a battalion from the 308th Infantry Regiment disembarked. The harbor's garrison troops from the Danish Army, located in the Kastellet, were caught unaware and captured and disarmed without any combat. The Citadel was occupied and company elements of the 308th were immediately ordered to the Danish palace of 'Amalienborg', where the King resided. Their mission: 'Advance toward the Palace to put additional pressure on the Danish government'. By now the King's own bodyguard unit, the 'Life Guard' was alarmed and reinforcements were on their way to the palace.

Fighting broke out on the arrival of the German infantry. One of the Life Guards was wounded but the German attack was stopped. Meanwhile, inside the castle, the King and his ministers along with the Danish Army's Supreme Commander, General Prior, were discussing the situation. While they were talking, German bombers had arrived overhead and circled the city as a reminder of the consequences of the Danes' continued resistance. Except for General Prior, who wanted to continue the fight, all agreed that any prolonged resistance was impossible and the only solution was to cease fighting. A messenger was sent with the Danish government's surrender.

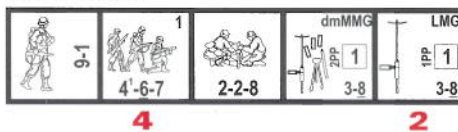
GERMANS Move Second [ELR: 3] [SAN: 0] [NA]

Elements of 1st Battalion, 308th Regiment, 198th Infantry Division: Enter on/adjacent to road hex Y10 on the Turn indicated.

Enter Turn 1.



Enter Turn 2.



VATUTIN'S RIGHT HOOK

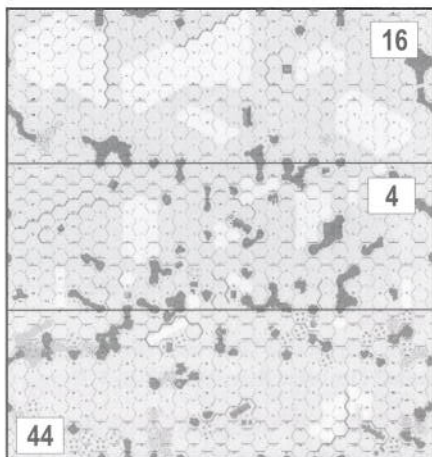
RBF-41

Recon By Fire

Design: Chas Smith



Battlefield Orientation:



Balance:

Russians: Change the Tactical Objective to ≥ 68 VP.

Germans: Change the Tactical Objective to ≥ 82 VP.

Historical Perspective: Sol'sty, Russia, 14 July, 1941:

Army Group North resumed its advance towards Leningrad on 9 July. The Russians created the Leningrad Operational Group (LOG) at the same time to defend the southwestern approaches to the city. The Germans initially met with much success for several days smashing through the defenses. The LOG was reinforced with additional tank and infantry divisions and with their arrival the Germans encountered much stiffer resistance. The 8th Panzer Division was able to make another penetration of 40 kilometers to the town of Sol'tsy on 13 July. General Vatutin, the Northwestern Front Chief of Staff, orchestrated a counterattack by the 21st Tank Division and 177th Infantry Division.

The Russians used a two-prong attack to attempt to encircle the 8th Panzer Division and catch them off guard. The 21st Tank Division attacked the north flank, the right hook of the attack, and smashed into the German lines. A large armor engagement ensued, and the attackers penetrated the German positions. They were successful in encircling the Panzer Division, thus isolating them from 3rd Panzer Grenadier Division to the north and the 3rd SS to the west. The 8th Panzer was forced to then fight a costly battle while encircled for four days, but "weathered the crisis". Although the counterattack was considered a failure because it did not destroy the trapped Germans, it succeeded in diverting other German forces to their aid, which in turn delayed the German thrust on Leningrad for three weeks.

SCENARIO VARIABLES

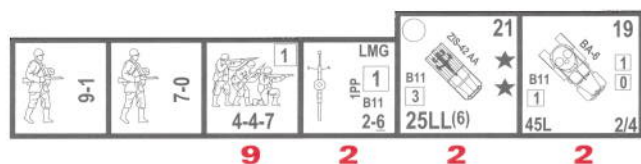
EC/Wind	Dry with no Wind at start.
Kindling	Is NA.
Boresighting	Is NA.

Historical Rules:

- 1.No more than one German Armor Leader may start the game in a captured Russian tank.
- 2.Russian tank crews are considered Inexperienced (D3.45).
- 3.Crew Survival is NA.
- 4.Vehicles may not be Voluntarily Abandoned (D5.41).
- 5.German vehicles that are Recalled but not subsequently Eliminated (which would count as CVP normally) count as 2 CVP. Make all applicable dr for a German AFV under UK/Shock at game end until it either recovers or the AFV is Eliminated.

RUSSIANS Move First [ELR: 3] [SAN: 0] [NA]

Elements of 21st Tank Division, 10th Mechanized Corps:
Enter Turn 1 or later on the north edge.



TURN



GERMANS Set Up First [ELR: 4] [SAN: 0] [NA]

Elements of Panzer Division 8: Set up on boards 44 and/or 4.



KEYSTONE BEFORE MOSCOW

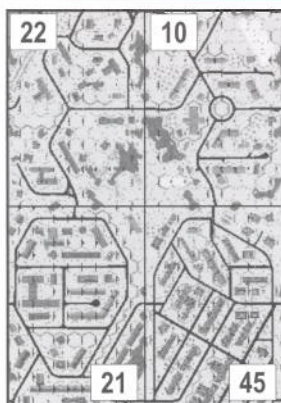


RBF-42

Recon By Fire

Design: Chas Smith

Battlefield Orientation:



Use hexrows R-GG on all boards.



Balance:

Russians: Replace 76*INF with 76L ART Gun.

Germans: Decrease Russian SAN to 4. Delete the Roadblock and Wire.

Tactical Objective: The Germans win at game end by Controlling all board 45 multi-hex buildings.

SCENARIO VARIABLES

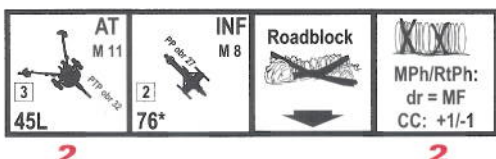
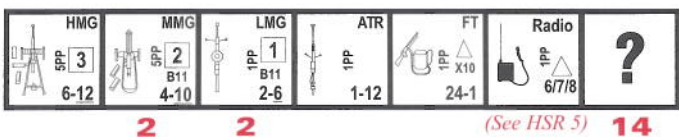
EC/Wind	Wet with no Wind at start.
Weather	Ground Snow is in effect (E3.72).
Kindling	Is NA.
No Quarter	Is in effect (A20.3).
Close Combat	Both sides may declare Hand to Hand Combat (J2.31).

Historical Rules:

- Place the following overlays on board 21: X27 on DD7-EE7, X22 on AA8.
- The Russians set up as if the Germans are entering from offboard.
- The Russians may Fortify (B23.9) ≤ 3 building Locations (*Tunnel Exchange* (B8.6) is NA).
- Russian units have Winter Camouflage (E3.712). Elite Russian MMC are considered Assault Engineers for CCV only.
- The Russians receive one module of 100+mm OBA (HE only) with Plentiful Ammunition. The Observer may set up HIP. Contrary to the scenario date, Russian Radio Contact number is 7.
- German ELR is as follows: SS MMC 5, SMC and all-other MMC 4.

RUSSIANS Set Up First [ELR: 4] [SAN: 5] [146]

Elements of 78th Siberian Division: Set up on board 45 (See HSR 2).

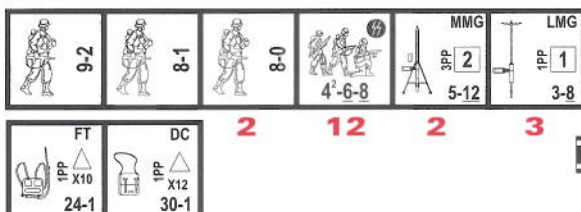


TURN

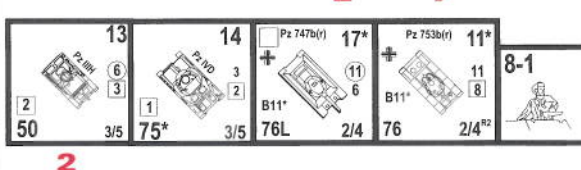
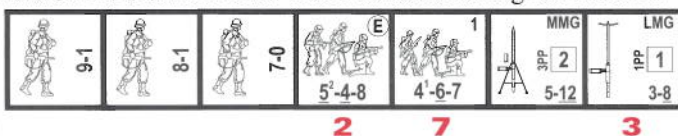


GERMANS Move First [ELR: See HSR 6] [SAN: 3] [156]

Elements of Regiment 4, SS Division 2 'Das Reich': Set up on board 21 inside of road perimeter FF7-BB9-Z9-S6-S4-Y1-CC1-FF2-FF7.



Reinforced Elements of Panzergrenadier Regiment 69, Panzer Division 10: Enter Turn 1 on the north edge of board 10.



STEELINGRAD



RBF-44

Recon By Fire

Design: Chas Smith

Battlefield Orientation:



RB

Use hexes numbered ≥ 36 .



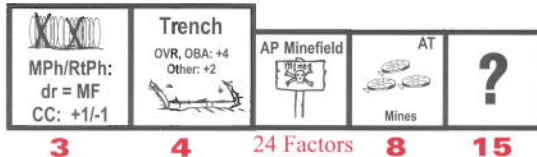
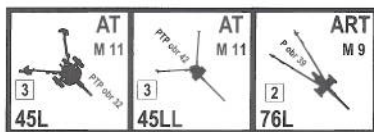
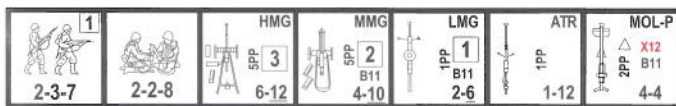
Tactical Objective: The Germans win at game end by accumulating ≥ 26 VP of buildings Controlled in the Russian setup area. VP are as follows: +2 VP for each multi-hex building, +1 VP for each single hex building, -1VP for each German AFV Eliminated, Immobilized, under UK/Shock at game end. NOTE: building G41 counts as 2 VP.

Historical Rules:

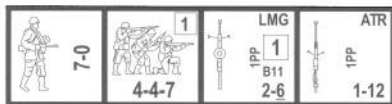
1. All Red Barricades SSRs are in effect along with CG 15.
2. The Russians may use HIP for \leq two MMC and any SW/SMC set up with them.
3. The Russians may Fortify ≤ 7 building Locations (B23.9).
4. Mine Exchange (B 28.5; B 28.9) is NA.
5. German 8-3-8/3-3-8s are Assault Engineers (H1.22).

RUSSIANS Set Up First [ELR: 3] [SAN: 4] [177]

Elements of 138th and 45th Rifle Divisions: Set up on/east of hexrow H.



Enter Turn 4 on the east edge.



Enter Turn 5 on the east edge.



TURN

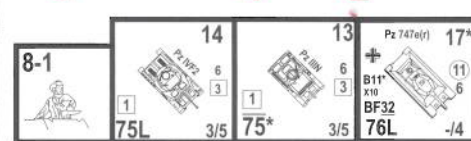


GERMANS Move First [ELR: 4] [SAN: 3] [170]

Reinforced Elements of Panzer Division 14: Set up on/west of hexrow G.



Enter Turn 1 or later on west edge.



STEELINGRAD



RBF-44

Recon By Fire

Design: Chas Smith

Battlefield Orientation:



RB

Use hexes numbered ≥ 36 .

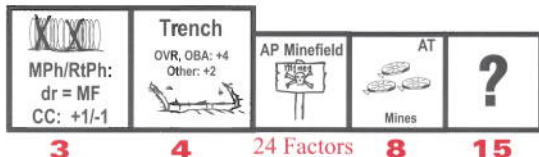
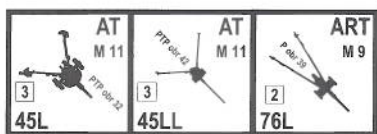
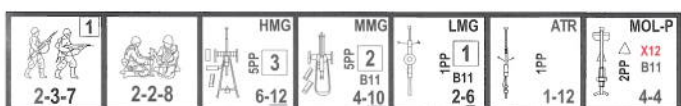
Tactical Objective: The Germans win at game end by accumulating ≥ 26 VP of buildings Controlled in the Russian setup area. VP are as follows: +2 VP for each multi-hex building, +1 VP for each single hex building, -1VP for each German AFV Eliminated, Immobilized, under UK/Shock at game end. NOTE: building G41 counts as 2 VP.

Historical Rules:

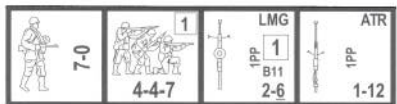
1. All Red Barricades SSRs are in effect along with CG 15.
2. The Russians may use HIP for \leq two MMC and any SW/SMC set up with them.
3. The Russians may Fortify ≤ 7 building Locations (B23.9).
4. Mine Exchange (B 28.5; B 28.9) is NA.
5. German 8-3-8/3-3-8s are Assault Engineers (H1.22).

RUSSIANS Set Up First [ELR: 3] [SAN: 4] [177]

Elements of 138th and 45th Rifle Divisions: Set up on/east of hexrow H.



Enter Turn 4 on the east edge.



Enter Turn 5 on the east edge.



TURN

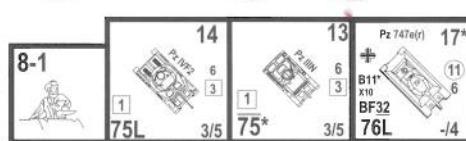
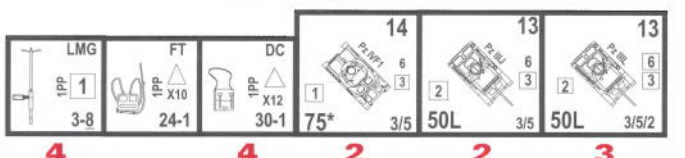


GERMANS Move First [ELR: 4] [SAN: 3] [170]

Reinforced Elements of Panzer Division 14: Set up on/west of hexrow G.



Enter Turn 1 or later on west edge.



Balance:

Russians: Replace two 4-2-6s with two 6-2-8s.

Germans: Add a Flamethrower to German OoB.

Historical Perspective: Stalingrad, Russia, 26 October, 1942:

The Germans launched their attack into the Barrikady Factory complex on 17 October. Over the past week the 14th Panzer Division and other 3rd line infantry fought south down the railway, penetrating to the south of the main factory area. Meanwhile the brutal slugfests for the work halls commenced. The 14th Panzer Division began to push east on 25 October in an effort to reach the river and cut off Soviet reinforcements and supplies. The Russians put up fanatical resistance, and Sergeant Esser made his heroic charge into Bread Factory #2, allowing the Germans to maintain a foothold on the key building. The Germans had made minimal gains. The Soviet 45th Rifle Division began ferrying troops across the river to strengthen the beleaguered defenders.

The Germans launched an attack spearheaded by over 30 armored vehicles. They attacked not once, not twice, but three times. Tanks sprayed buildings with guns and machineguns, while the infantry fought in brutal hand-to-hand combat. The tanks were slowed by the restrictive terrain, mines, and antitank guns. Russian reinforcements continued to trickle in. The Germans took heavy losses, but finally reached Mashinnaya Street. At a bloody cost they were only a few hundred meters from the ferry crossing, but would not be allowed to remain there for long.

LONE BRIDGE OVER THE VOLGA




RBF-45

Recon By Fire

Design: Chas Smith

Battlefield Orientation:



Use hexrows A-P on board 51 and R-GG on board 45.



Balance:

Russians: Change Tactical Objective to ≥ 50 VP.

Germans: Change Tactical Objective to ≥ 40 VP.

Tactical Objective: The Germans win by earning ≥ 45 VP, calculated as Exit VP, of Good Order German units north of the River at game end.

SCENARIO VARIABLES

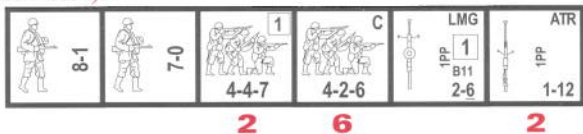
EC/Wind	Wet with no Wind at start.
Water	The River is Deep (B20.43).
Rooftops	Are in effect (B23.8).
Kindling	Is NA.

Historical Rules:

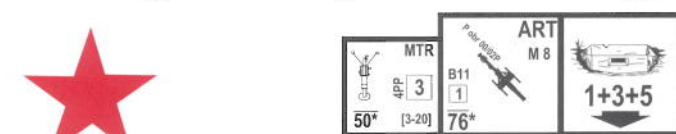
- Place overlay **Rv1** on 51F6-E7. Place a two-lane stone bridge on 51I5-6.
- The Russians may set up ≤ 10 truck wrecks in any road/bridge hexes; no more than two may be placed in any one hex. The Sangars may set up on paved roads. A Gun set up in a Sangar on a paved road may utilize HIP, but loses HIP and concealment once a good order enemy unit gains LOS to its hex [EXC: if the Sangar is placed in an Orchard Road location, a Gun set up there loses HIP normally]. The AA Guns may not set up in a building.
- The Russian squads are Molotov capable (A22.6).

RUSSIANS Set Up First [ELR: 2] [SAN: 4] [99]

Local AA Defense and Factory Militia Workers: Set up on boards 45 in hexes numbered ≥ 5 and/or board 51 south of the River (See HSR 2).



Set up north of the River.



Set up with either group.

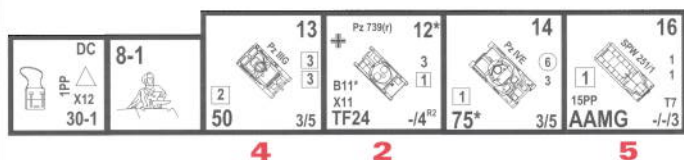
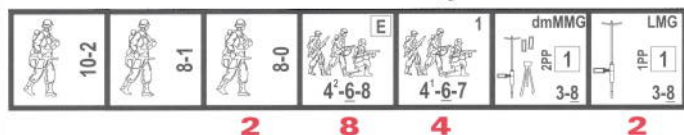


TURN



GERMANS Move First [ELR: 4] [SAN: 3] [138]

Reinforced Elements of Company 3, Schützen Regiment 113, Panzer Division 1: Set up on board 45 in hexes numbered ≤ 2 and/or enter Turn 1 or later on the south edge.



TEMPEST AT TOMBE



RBF-46 Recon By Fire Design: Steven Swann

Battlefield Orientation:



Use hexrows A-P.



Balance: Marines: Increase SAN to 4. Japanese: Add a 2-3-7 HS to Japanese OoB.

Tactical Objective: The Marines win at game end by Controlling all non-burning Huts east of the river on/between hexrows D and J.

SCENARIO VARIABLES	
EC/Wind	Moist with no Wind at start.
Terrain	PTO is in effect (G1), including Light Jungle.
Buildings	All buildings are Huts (G5.1).
Water	The river is Deep Ocean (B21.14).
Kindling	Is NA.

- Historical Rules:
- Under the set up conditions given it is possible that both Japanese and Marine units can be set up in the same hex. If this occurs, a Melee marker is immediately placed in that hex by the Japanese player and all rules pertaining to Melees are immediately in effect.
 - If at the conclusion of the last CC Phase Melee(s) exist, all become Hand to Hand and attack DRs are made until the Melee counter is removed.
 - Japanese HS may not recombine.
 - All Marine units are Raiders [G17.111].

JAPANESE Set Up First [ELR: 3] [SAN: 3] [146]

Elements of 1st Battalion, 229th Infantry: Set up anywhere IN/within two hexes of the Huts on/between hexrows D and J.

8-0

2

4'-4-8

3

4'-4-7

3

3-4-7

3

2-3-7

4

2-2-8

2

1PP B11 2-6

2

2PP B11 4-11

2

50 [1-16]

2

Trench

OVR, OBA: +4
Other: +2

2

Foxhole

5 OVR, OBA: +4
Other: +2

2

MARINES Move First [ELR: 5] [SAN: 3] [130]

Captain Walker's Detachment, Company P, 4th Raider Battalion: Set up concealed east of the River (may not set up in a Hut or hex adjacent to a Hut, nor hexes 7F2 and 7G2).

9-2

8-1

1-4-9

5'-5-8

MMG 3PP 2 4-10

MTR M2 3PP 3 60° [3-45]

DC 1PP X12 30-1

10 2

SPLITTING THE SEAM


RBF-47

Recon By Fire

Design: Chas Smith



Battlefield Orientation:



Tactical Objective: The Germans win at game end by Controlling ≥ 6 stone buildings.

Balance:

British: Replace 8-0 leader with 9-1; add 8-1 Armor Leader.

Germans: Add a 2-4-8 to the German OoB.

SCENARIO VARIABLES

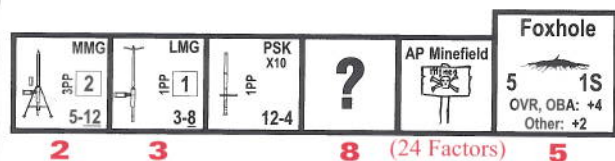
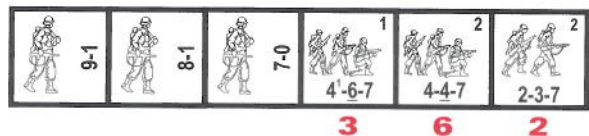
EC/Wind	Moderate with no Wind at start.
Kindling	Is NA.

Historical Rules:

1. See BtB HSR.
2. The Germans may use HIP for one MMC and any SW/SMC set up with it.
3. German units may enter/exit minefield hexes for any reason during Turns 1 and 2 without being attacked by or revealing the minefield.

GERMANS Set Up First [ELR: 3] [SAN: 4] [78]

Elements of Infantry Division 326: Set up in hexes numbered ≥ 3 .

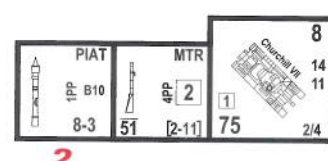
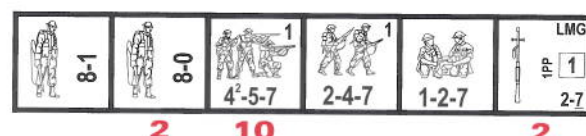


TURN



BRITISH Move First [ELR: 4] [SAN: 3] [111]

Reinforced Elements of B/9th Cameronians, 227th Highland Brigade: Enter Turn 1 on the north edge.



Enter Turn 2 on the north edge.



THE NARROW FRONT

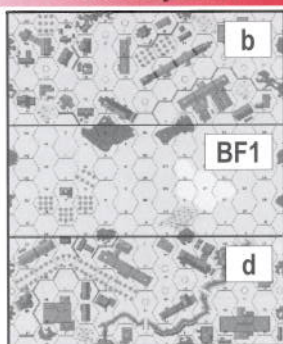
RBF-48

Recon By Fire

Design: Chas Smith



Battlefield Orientation:



Tactical Objective: The Americans win at game end by accumulating ≥ 20 VP. VP are earned by Controlling buildings/rubble in the German setup area. Each building in the German setup area has a VP equal to the number of ground level Locations it contains. Rubble hexes are counted as one-hex buildings.

SCENARIO VARIABLES

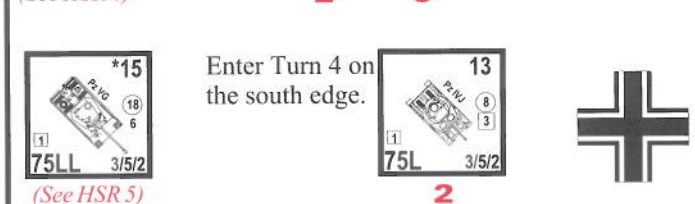
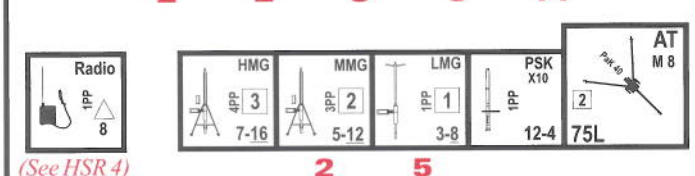
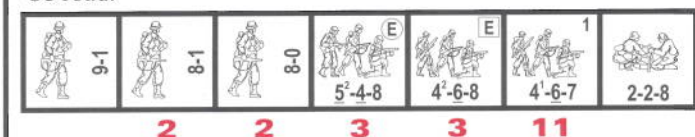
EC/Wind	Wet with no Wind at start.
Terrain	Rubble Locations are Rout (considered a one hex building), Rally, and Ambush terrain.
No Quarter	Is in effect (A20.3).
Kindling	Is NA.

Historical Perspective: Würselen, Germany, 13 October, 1944: XIX Corps had penetrated the West Wall and was attempting to close the circle around Aachen. The 30th Infantry Division had attacked south toward Würselen and beaten off numerous counterattacks, suffering over 2,000 casualties. General Corlett, the XIX Commander, could get no additional outside help and was forced to use troops internal to the Corps to get the attack resumed. The 1st and 2nd Battalions of 116th Infantry Regiment along with Companies B and H of 3rd Battalion, 66th Armored Regiment, 2nd Armored Division would make the attack south to Wuerseles.

The tankers of B Company supported the attack made by 1st Battalion, 116th Regiment, which was launched along a narrow front at a German strong point. German mortar and anti-tank fire slowed the attack, but the infantry fought through the town in savage house-to-house fighting. Captain Burton, the Commander of B

GERMANS Set Up First [ELR: 3] [SAN: 4] [196]

Reinforced Elements of Panzergrenadier Regiment 60, Panzer Division 116: Set up concealed south of the board a A3-O3 road.



Balance:

Americans: Change the Tactical Objective to ≥ 18 VP.

Germans: Change the Tactical Objective to ≥ 22 VP.

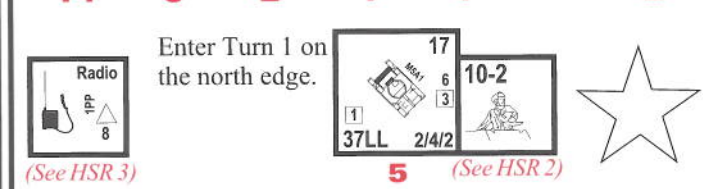
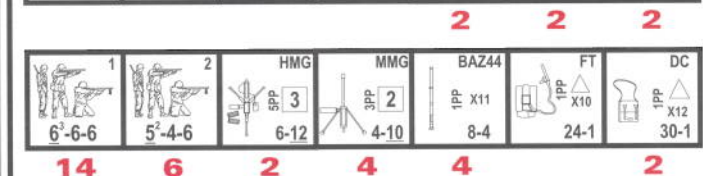
Company, dismounted and led his tanks to good firing positions. The attack progressed until dug-in German tanks hidden in gardens and rubble opened fire; other German tanks roamed the streets. CPT Burton, who would be awarded the Medal of honor for his actions, had two tanks destroyed underneath him. He also called in artillery on the dug-in tanks. Overall the attack made little progress, and the Germans launched a counterattack the next day.

Historical Rules:

1. Place overlay **dx7** on BF1:E2-F2. Place **Stone Rubble** overlays on the following hexes: board d (B4, C4); board BF1 (B3, C3, C4, C5, I3, I4, M5, N4). Place **Wooden Rubble** overlays on the following hexes: board d (E5, K5, L5); board BF1 (F1, F3, G1); board b (C1, J1). Falling Rubble is NA for overlay placement.
2. The 10-2 Armor Leader may unload (D6.5) from his tank in the form of a Hero with a radio and act as a forward observer (C1.6) normally. No other unit may use this radio. The Hero may load (D6.4) any tank as a 10-2 Armor Leader. While in a tank, the 10-2 may not act as a forward observer.
3. The Americans receive one module of 100+mm OBA (HE and Smoke). This is the same module the hero may direct; however, only one radio may have contact with the battery.
4. The Germans receive one module of 80+mm Battalion Mortar OBA (HE and Smoke). The observer may set up HIP.
5. The PzVG is a Dug-in AFV (D9.54). It may use HIP if set up in a Rubble or Orchard hex.
6. The Americans are considered Elite for Special Ammunition (C8.2).
7. The Americans may secretly designate \leq three vehicles as having a Gyrostabilizer (D11.1).
8. Crews may not voluntarily abandon a vehicle (D5.41).

AMERICANS Move First [ELR: 4] [SAN: 3] [252]

Reinforced Elements of 1st Battalion, 116th Regiment, 29th Infantry Division: Set up north of board b A3-O3 road.



FROM BAD TO WÜRSELEN

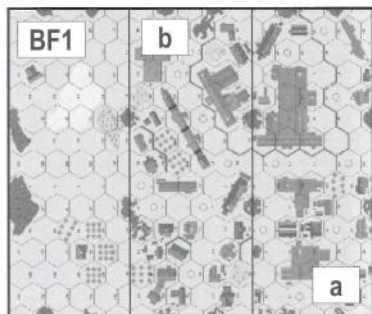
RBF-49

Recon By Fire

Design: Chas Smith



Battlefield Orientation:



Tactical Objective: The Germans win at game end by accumulating ≥ 95 VP. VP = CVP + Exit VP of German units off the north edge + building control points. Each building in the American setup area is worth points based on its highest level as follows: level 2=3 points, level 1=2 points, ground level = 1 point. There are 35 possible building control VP.

SCENARIO VARIABLES

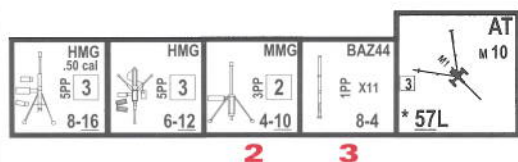
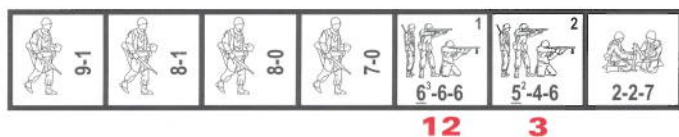
EC/Wind	Wet with no Wind at start.
No Quarter	Is in effect (A20.3).
Kindling	Is NA.

Historical Rules:

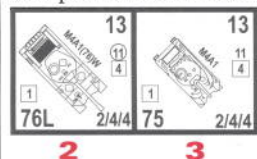
1. Place the following overlays on board BF1: **dx7** (I2-J1), **dx6** (F2-F3), **dx4** (D2-E2). Consider a continuous road to go through **dx7** for movement purposes only, i.e., it is not an orchard-road.
2. All onboard units for both sides set up concealed regardless of terrain/LOS.
3. Prior to all setup make two random distance/direction DRs from each hex BF1 J3 and E3 (total of four rolls). Place a wreck at ground level in each selected hex. If any selected hex would place the wreck offboard, instead place it in the edge hex where it went off. Reroll if the same hex is selected more than once. Make a dr for each wreck: 1-3 it is burning; 4-6 it is a burnt-out wreck.

AMERICANS Set Up First [ELR: 4] [SAN: 3] [160]

Reinforced Elements of 116th Regiment, 29th Infantry Division: Set up on boards BF1 and b on/north of hexrow J and on board a on/north of hexrow F (See HSR 2).



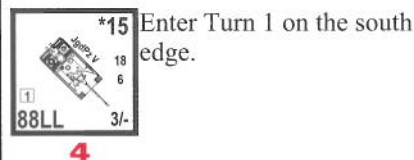
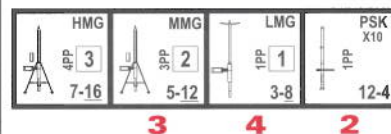
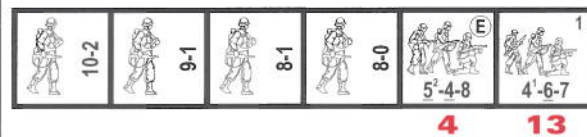
Set up on board BF1 on/north of hexrow J.



TURN

GERMANS Move First [ELR: 4] [SAN: 3] [182]


Reinforced Elements of Battalion I, Panzergrenadier Regiment 156, Panzer Division 116: Set up on boards BF1 and b on/south of hexrow K and on board a on/south of hexrow E (See HSR 2).



A PERFECT MATCH

RBF-50 Recon By Fire Design: Chas Smith

Battlefield Orientation:



Tactical Objective: The Americans win at game end by accumulating ≥ 23 CVP more than the Germans, provided the Americans earn ≥ 40 CVP. Prisoners count double, but the bonus for captured equipment is NA.

SCENARIO VARIABLES

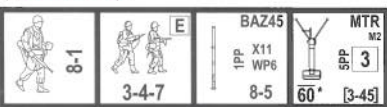
EC/Wind	Wet with no Wind at start.
Buildings	All buildings are single story and wooden.
Terrain	Hedges do not exist on board e.

Historical Rules:

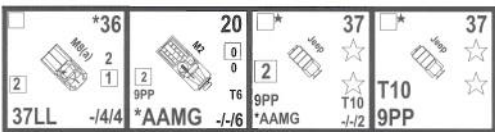
- 1. One eligible American vehicle may be secretly recorded as having a Gyrostabilizer (D11.1).
- 2. The American crews and half-squads setting up on board are not required to set up as PRC, and may also possess the Jeep/M2 machineguns already assembled. All reinforcements must enter as Passengers/Riders.
- 3. The scenario is considered to take place in 1945 for all game purposes.

AMERICANS Move First [ELR: 4] [SAN: 2] [NA]

Elements of 82nd Reconnaissance Battalion, 2nd Armor Division: Set up concealed in any terrain type on Hill 108 (See HSR 2).



5



2 2 2

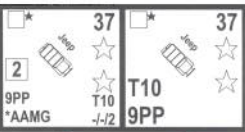
Enter Turn 1 on the north edge with only 1/3 MP remaining, FRU (See HSR 2).



12 2 2



3 4 2 4 2



4 2



TURN 1 2 3 4 5



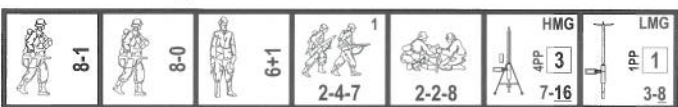
Balance: Americans: Change Tactical Objective to ≥ 20 CVP more. Germans: Change Tactical Objective to ≥ 26 CVP more.

Historical Perspective: Foy-Notre Dame, Belgium, 25 December, 1944: The 2nd Panzer Division had made the most progress during the Ardennes offensive and stood within six kilometers of the Meuse River. The entire division was low on fuel and getting fatigued from continuous fighting. General Collins, the VII Corps Commander, disregarded orders and decided the recently rested 2nd Armored Division would attack. The 82nd Recon Battalion was sent to the western flank of the attack, and was to screen toward the west as far forward as the Lesse River, south of Celles. On 25 December, the 2nd Panzer Division's Recon Battalion and artillery had bivouacked near the quiet farming village of Foy-Notre Dame.

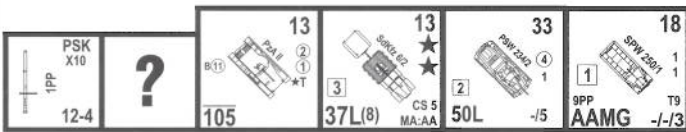
The scouts located the 2nd Panzer Division's Recon Battalion and swiftly moved on the village. The Germans let loose with a hail of machinegun and antitank fire. A single AT gun located in the center of the village was attacked and destroyed by an assault gun. Although suffering casualties, the American troops captured over 150 Germans and 20 vehicles during the engagement. The booty included the battalion commander and a self-propelled artillery gun. In the perfect match of recon units, 2nd Panzer Division's Recon Battalion was decimated and ceased to exist as a functioning combat unit.

GERMANS Set Up First [ELR: 2] [SAN: 3] [NA]

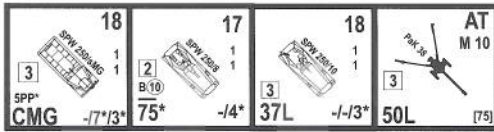
Elements of Panzer Aufklarungs Abteilung 2, Panzer Division 2: Set up on boards b and c.



12



2 4 4 5



3 2 3 3




FINAL GLORY



RBF-51 Recon By Fire Design: Chas Smith

Battlefield Orientation:



Use hexrows A-P on board 4 and R-GG on board 16.

Tactical Objective: The Germans win at game end by accumulating ≥ 31 VP more than the Russians. VP= CVP (bonus for prisoners and captured equipment is NA) + board 44 building Control (8VP for multihex and 4 VP for single hex buildings).

SCENARIO VARIABLES	
EC/Wind	Moist with no Wind at start.
Terrain	Grain is in Season (B15.6).
Kindling	Is NA.

Historical Rules:

- 1. Place the following overlays on board 44: OG1 (EE1), B1 (EE3).
- 2. The minimum vehicular road rate is 1 MP per hex.
- 3. The Germans and the Russians both set up their Turn 1 entry forces simultaneously and secretly from the other player. Install a screen between the players or use a box top for this purpose. One side or the other may set up first as well, but a "screen" must be used to prevent observation by the other side during setup.
- 4. All Infantry must enter as Passengers/Riders. Trucks may exit off of their entry board edge after they have unloaded their Passengers/unhooked Guns, and do not count as CVP if exited in this manner. German vehicles entering on Turns 2 or 3 have full MP allotment.

RUSSIANS Move First [ELR: 3] [SAN: 3] [124]

Elements of 1st Polish Tank Division: Enter Turn(s) 1/2/3 on the east edge of board 16 (See HSR 4).

8-1

2

7-0

16

4-4-7

2

2-2-8

2

2

16

4-10

2

1

4

2-6

4

1

3

1-12

3

AT M 11

2

13

3

16

3

16

3

16

2

25

3

21

4

TURN

1

2

3

4

5

6

GERMANS Move Second [ELR: 3] [SAN: 3] [160]

Elements of Fallschirmpanzer Division Hermann Göring: Enter Turn(s) 1/2/3 on the south edge of board 18 having already expended 1/3 MP, FRU (See HSR 4).

9-1

2

8-1

2

8-0

2

5-4-8

9

4-6-7

4

4-4-7

2

2-2-8

2

2

5-12

2

1

5

3-8

2

12-4

2

AT M 8

2

15

3

13

2

16

2

16

2

13

2

16

4

16

4

13

3

13/16

3

21

3

29PP

3

9-1

3

8-1

3



Balance:

- Russians: Add a T34/M43 to the Polish OoB.
- Germans: Add a PzIVJ to the German OoB.

Historical Perspective: Lampertswalde, Germany, 3 May, 1945: After months of hard combat, the Hermann Göring Panzer Division had been pulled back in early April to refit and train. This period only lasted several days, as Soviet pressure towards Berlin forced higher command to put them back in the line. Several days later the Panther battalion, lead by Oberstleutnant Rossman, ambushed elements of the 1st Polish Tank Corps. After 43 of their AFVs were destroyed, others surrendered. The Germans had just captured 12 tanks/tank destroyers in perfect working condition, and this total included 4 JS-IIs. Because they had not gotten fully refitted, there were more tank crews than tanks. They immediately painted on the Balkenkreuz and added the new armor to their panzer strength.

The Soviet pressure toward the capital remained intense. The entire Hermann Göring Parachute Panzer Corps was ordered to attack to stem the tide of this advance, and to go to Berlin as well. The Panzer Division's attack ran straight into the flank of the 1st Polish Tank Division about 30 kilometers north of Dresden. A wild armor melee ensued. The Germans inflicted heavy losses, and essentially stopped the Polish drive towards Berlin. It was the final victory for the Herman Göring Division; however, with little in the way of supplies and significantly outnumbered, they would not reach Berlin.

CHOU EN-LAI'S PROMISE



RBF-52 *Recon By Fire*

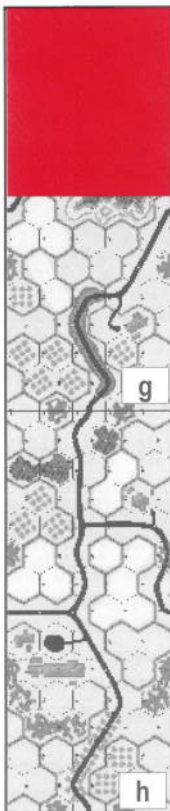
Design: Steven Swann
& Robert Hammond

Battlefield Orientation:



Use hexrows A-O of board h and A-H of board g.

Tactical Objective: The Marines win immediately if there are no armed, unbroken Chinese Personnel and/or the Roadblock is removed (B24.7). Otherwise, the Marines win at game end if there are no Good Order Chinese Personnel with a LOS to and within normal range of their IFP/LMG of the Roadblock hex.



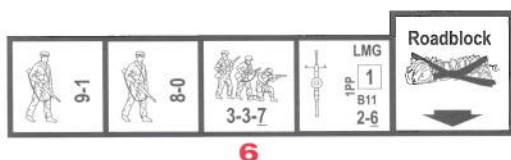
SCENARIO VARIABLES

EC/Wind	Moderate with no Wind at start.
Buildings	All buildings are Huts (G5.1).
Terrain	Grain is in Season (B15.6).
No Quarter	May not be invoked by either side (A20.3).
Close Combat	Hand to Hand Combat (J2.31) is NA.

Historical Perspective: Along the Tientsin-Peiping Road, China, 6 October 1945: Within 48 hours of the end of the Pacific war, elements of the USMC III Amphibious Corps were ordered into north China to facilitate the surrender and repatriation of Japanese forces near Peiping. On arrival, the Marines found former Japanese puppet forces in localized combat with Chinese Communist bands. The commanding officer of the Marines, LTC John Gormley, ordered the puppet forces withdrawn and replaced by Marines. The local Chinese Communist leader, Chou En-Lai, disclaimed any designs on the area without American cooperation, but warned that if the US forces were seen as favoring the Nationalist Chinese, the results could be violent. On 5 October, reconnaissance vehicles proceeding from Tientsin to Peiping found

CHINESE Set Up First [ELR: 4] [SAN: 4] [NA]

Communist Chinese Partisans: Set up using HIP ≤ 3 hexes of the Roadblock hex. The Roadblock must setup in any road hex of the hI3-gH5 road.



Balance:

Chinese: Add a Partisan Hero to the Chinese OoB.

Marines: Add a 4-5-8 squad to the Marine OoB.

Historical Rules:

1. All units treat a Heat of Battle result of Berserk as Battle Hardening instead.
2. The Chinese may not Deploy [EXC: A20.5, 21.22].
3. Only a Dare-Death MMC may advance into CC.
4. Marine 4-5-8/2-4-8 MMC are Sappers (H1.23).
5. Vehicles may attempt to cross a Hedge at a cost of 2MP+COT after passing a Bog Check with an +1 Bog DRM.
6. Any Passengers in a truck may enter Cloaked. Cloaking is not lost if the truck is within LOS of any Good Order Chinese unit. However, Cloaked Personnel are not considered Concealed vs any attack and lose their Cloaked status upon unloading. Any Cloaked Marine Personal which unload out of LOS of all Good Order Chinese units, may be Concealed.

36 roadblocks scattered along the route blocking all vehicles larger than a Jeep. On the following day, a detail of engineers guarded by a platoon of Marines was sent to clear the road. As the Marine engineers and their security platoon drove up to a roadblock about 22 miles from Tientsin, they were fired upon by an estimated 40-50 Red Chinese Communist believed to be part of the 8th Route Army.

After a short firefight, the Marines withdrew into Tientsin. The next day, the engineers, reinforced by a infantry company and supported by armor and air cover, effected the roadblock clearance. Regular Marine motorized patrols had to be instituted to ensure that the road remained open. It was now obvious that any United States assistance to the Nationalist Chinese would be seen as favoritism.

TURN

MARINES Move First [ELR: 4] [SAN: 2] [NA]

Engineer Detail & Security Platoon, 1st MarDiv.: Enter on Turn 1 at hA3 in ≥ 1 Convoy (E1.1.) with all Marine Personnel as PRC (see HSR 6).

